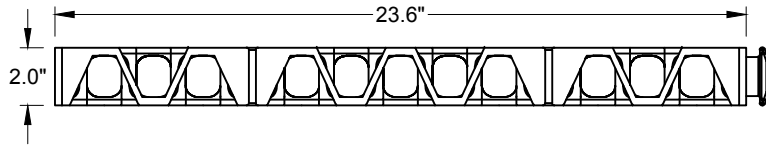
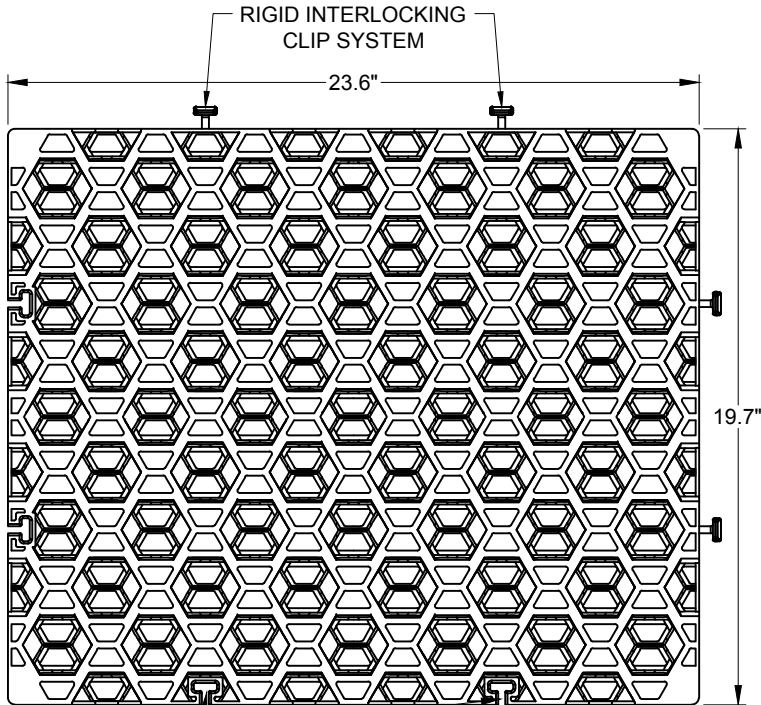


ACF GRASS CELL

PANEL SIZE: 23.6" X 19.7" X 2"



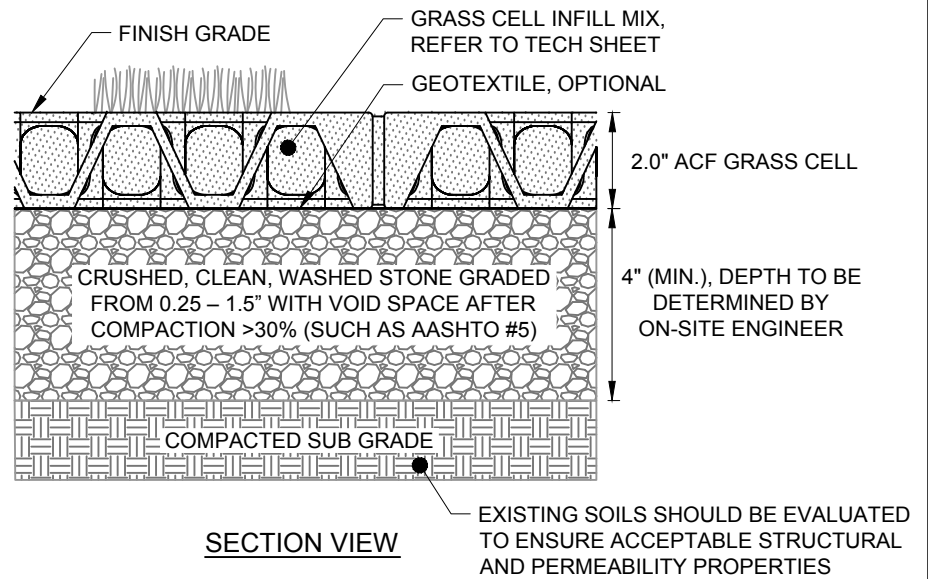
SIDE VIEW



TOP VIEW

SPECIFICATIONS

WIDTH	19.7"
LENGTH	23.6"
HEIGHT	2.0"
AREA PER UNIT	3.23 SF
UNIT WEIGHT	1.24 LBS/SF
SURFACE OPEN AREA	>90%
INTERNAL VOID AREA	>95%
BASE MATERIAL	100% RECYCLED POLYPROPYLENE
BIOLOGICAL & CHEMICAL RESISTANCE	UNAFFECTED BY MOLD, ALGAE, SOIL BORN CHEMICALS, BACTERIA, AND BITUMEN
SERVICE TEMPERATURE	-14 TO 185 °F
COMPRESSIVE STRENGTH (UNFILLED)	320.02 PSI
COMPRESSIVE STRENGTH (FILLED)	6,351.70 PSI



SECTION VIEW



ACF GRASS CELL

FOR ADDITIONAL INFORMATION PLEASE CONTACT: ACF ENVIRONMENTAL, 1-800-448-3636, www.acfenvironmental.com